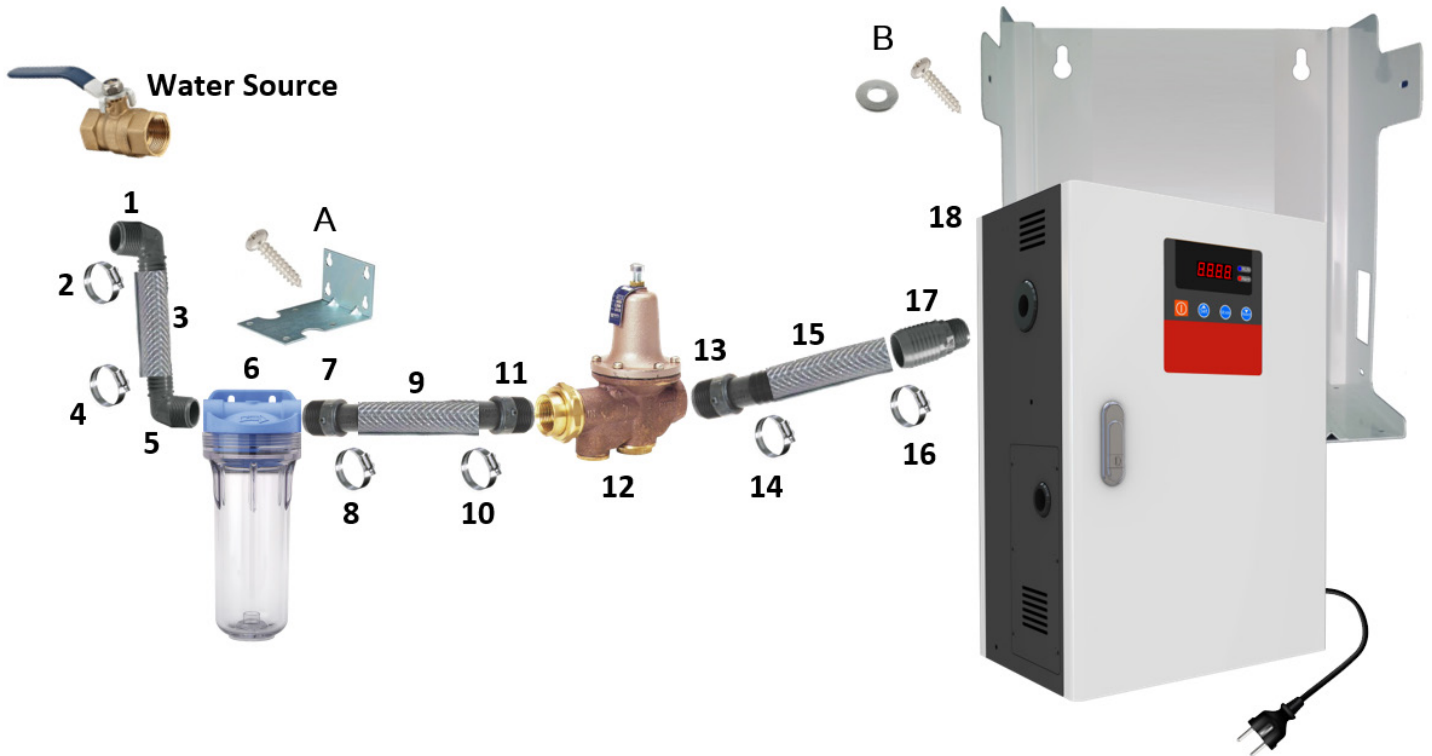



Connecting Water Source to System



1	3/4" Insert x 3/4" MPT Adapter (Straight or Elbow) (SKU: P-1028 or P-1029)	10	Hose Clamp to secure #9 to #11 (SKU: P-1038)
2	Hose Clamp to secure #1 to #3 (SKU: P-1038)	11	3/4" Insert x 3/4" MPT Adapter (Straight or Elbow) (SKU: P-1028 or P-1029)
3	3/4" Reinforced Tubing – Cut to size (SKU: T-1040)	12	Pressure Regulator Valve, 50 PSI, 3/4" FPT (SKU: P-1041)
4	Hose Clamp to secure #3 to #5 (SKU: P-1038)	13	3/4" Insert x 3/4" MPT Adapter (Straight or Elbow) (SKU: P-1028 or P-1029)
5	3/4" Insert x 3/4" MPT Adapter (Straight or Elbow) (SKU: P-1028 or P-1029)	14	Hose Clamp to secure #13 to #15 (SKU: P-1038)
6	Filter Housing 3/4" FPT and 10" Polypropylene Filter (SKU: F-1015 and F-1020)	15	3/4" Reinforced Tubing – Cut to size (SKU: T-1040)
7	3/4" Insert x 3/4" MPT Adapter (Straight or Elbow) (SKU: P-1028 or P-1029)	16	Hose Clamp to secure #15 to #17 (SKU: P-1038)
8	Hose Clamp to secure #7 to #9 (SKU: P-1038)	17	3/4" Insert x 1/2" MPT Adapter (SKU: P-4401)
9	3/4" Reinforced Tubing – Cut to size (SKU: T-1040)	18	EcoloxTech 1200 Sanitizer (SKU: E-1200S)
A	Mounting Kit for Filter Housing (SKU: E-3195)	B	EcoloxTech 1200 Mounting Bracket (SKU: E-1072) Mounting Screws – Quantity: 4 (SKU: P-1103) Washers – Quantity: 4 (SKU: P-3189)

Connecting System to Additive Tank



1	EcoloxTech 1200 Sanitizer (SKU: E-1200S)	3	Foot Valve Strainer (SKU: P-1026)
2	1/4" OD Silicone Tubing * (SKU: T-1126)	4	Additive Tank (SKU: B-1001 or B-1002)
<p>* Silicone tubing comes connected to EcoloxTech 1200 system.</p> <ul style="list-style-type: none"> ▪ Open front door to system. To open door, push down on latch until clicks. Rotate latch and open front door. ▪ Find silicone tubing lying on floor of inside chamber. Place end of tubing through hole of floor as depicted above. 			
A	5 Gallon Additive Mixing Jug – used to mix brine before pouring into brine tank (SKU: B-1018)		

40 or 165 Gallon Holding Tank + Pump (SKU: E-4218)

Step 1: Connecting System Outflow to Holding Tank



1	EcoloxTech 1200 Sanitizer System (SKU: E-1200S)	5	Hose Clamp to secure #4 to #6 (SKU: P-1038)
2	3/4" Insert x 1/2" MPT Adapter (SKU: P-4401)	6	3/4" Insert x 3/4" MPT Adapter (Straight or Elbow) (SKU: P-1028 or P-1029)
3	Hose Clamp to secure #2 to #4 (SKU: P-1038)	7	40 or 165 Gallon Holding Tank with Pre-Installed Float Sensor (SKU: E-1190 or E-3193)
4	3/4" Reinforced Tubing – Cut to size (SKU: T-1040)		

Step 2: Connecting Holding Tank to Constant Pressure Pump



1	40 or 165 Gallon Holding Tank with Pre-Installed Float Sensor (SKU: E-1190 or E-3193)	5	1" FPT X MPT PVC 90 Degree Elbow (SKU: P-4208)
2	1" MPT x Socket PVC 90 Degree Elbow (SKU: P-1196)	6	Grundfos Scala2 Pump - 110/120V (SKU: G-1011) (or a Grundfos CMBE Pump)
3	1" PVC Schedule 40 Pipe – Cut to size (SKU: T-1200)	7	1" FPT X MPT PVC 90 Degree Elbow (SKU: P-4208)
4	1" Socket x FPT PVC Female Adapter (SKU: P-1198)	8	1" Socket x FPT PVC Female Adapter (SKU: P-1198)
A	PVC Heavy-Duty Cement (SKU: C-4211)		

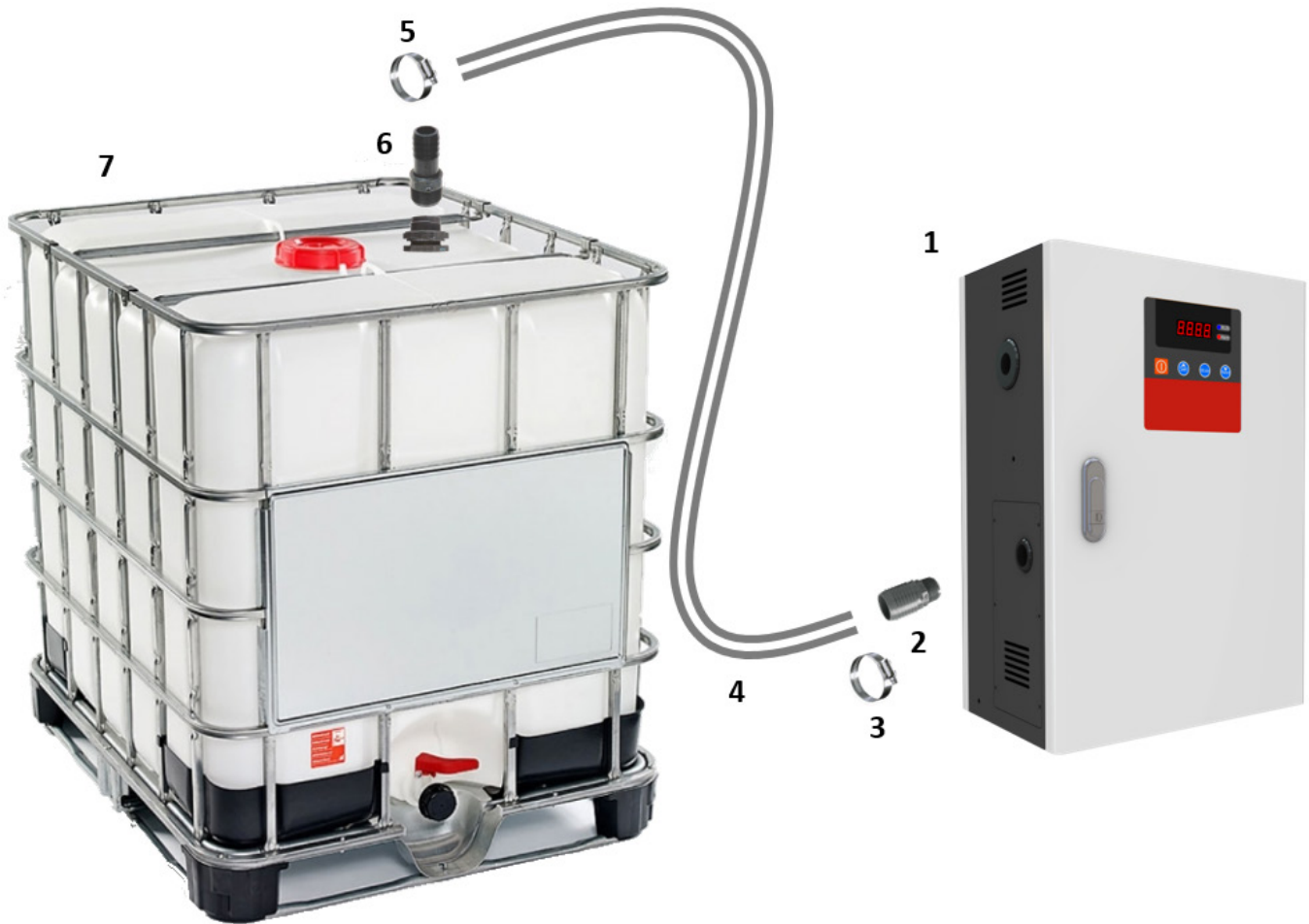
Step 3: Connecting Float Sensor to EcoloxTech 1200 System



1	40 or 165 Gallon Holding Tank with Pre-Installed Float Sensor (SKU: E-1190 or E-3193)	3	EcoloxTech 1200 Sanitizer System (SKU: E-1200S)
2	Sensor-to-System Quick Connect Cable (SKU: E-3192)		


275 Gallon Holding Tank + Pump (SKU: E-4219)

Step 1: Connecting System Outflow to Holding Tank



1	EcoloxTech 1200 Sanitizer System (SKU: E-1200S)	5	Hose Clamp to secure #4 to #6 (SKU: P-1038)
2	3/4" Insert x 1/2" MPT Adapter (SKU: P-4401)	6	3/4" Insert x 3/4" MPT Adapter (Straight or Elbow) (SKU: P-1028 or P-1029)
3	Hose Clamp to secure #2 to #4 (SKU: P-1038)	7	275 Gallon Holding Tank with Pre-Installed Float Sensor (SKU: E-3194)
4	3/4" Reinforced Tubing – Cut to size (SKU: T-1040)		

Step 2: Connecting Holding Tank to Constant Pressure Pump



1	275 Gallon Holding Tank with Pre-Installed Float Sensor (SKU: E-3194)	6	1" Socket x FPT PVC Adapter (SKU: P-1198)
2	1" BSP Hex Male x S60X6 Female Buttress IBC Adaptor (SKU: P-4210)	7	1" FPT X MPT PVC 90 Degree Elbow (SKU: P-4208)
3	1" FPT X MPT PVC 90 Degree Elbow (SKU: P-4208)	8	Grundfos Scala2 Pump - 110/120V (SKU: G-1011) (or a Grundfos CMBE Pump)
4	1" Socket x FPT PVC Adapter (SKU: P-1198)	9	1" FPT X MPT PVC 90 Degree Elbow (SKU: P-4208)
5	1" PVC Schedule 40 Pipe – Cut to size (SKU: T-1200)	10	1" Socket x FPT PVC Adapter (SKU: P-1198)
A	PVC Heavy-Duty Cement (SKU: C-4211)		

Step 3: Connecting Float Sensor to EcoloxTech 1200 System



1	275 Gallon Holding Tank with Pre-Installed Float Sensor (SKU: E-3194)	3	EcoloxTech 1200 Sanitizer System (SKU: E-1200S)
2	Sensor-to-System Quick Connect Cable (SKU: E-3192)		